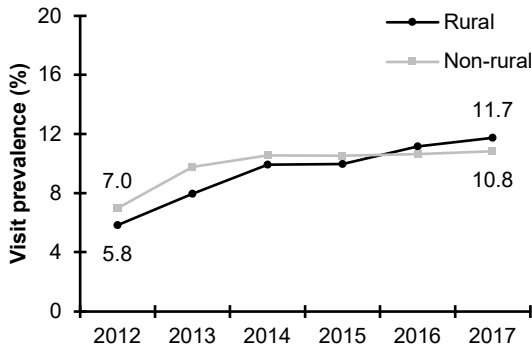


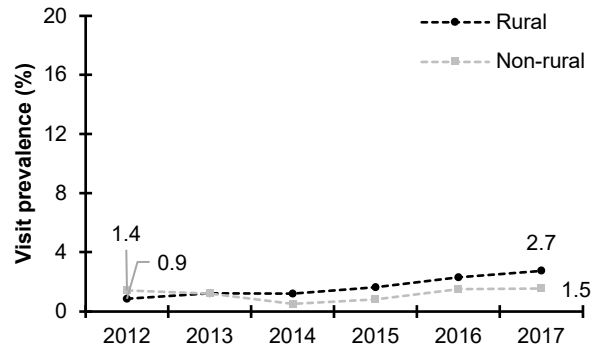
Figure 1. Rural and nonrural trends in telemedicine visits for mental and substance use disorder among Medicaid beneficiaries, 2012–17

Prevalence of receiving any telemedicine visits (per person-year)

a. Telemedicine visits for **mental disorder**
(n = 2,654,339)

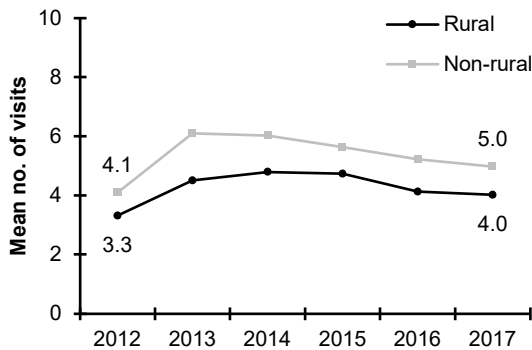


b. Telemedicine visits for **substance use disorder**
(n = 663,068)

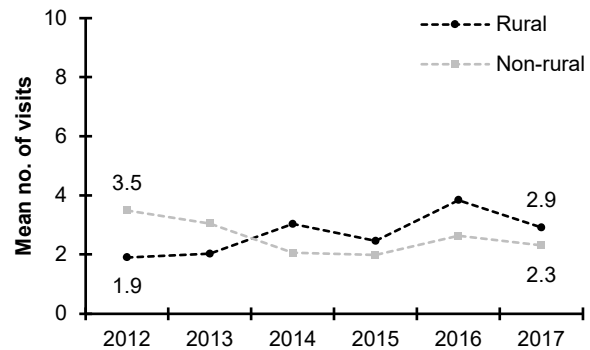


Amount of telemedicine visits (mean number per person-year among those receiving any)

c. Telemedicine visits for **mental disorder**
(n = 262,430)



d. Telemedicine visits for **substance use disorder**
(n = 8,943)



Notes. Authors' analysis of claims data for 2012-17 from the IBM Watson Health MarketScan Multistate Medicaid Database. Telemedicine visits for mental disorder visits had a primary diagnosis of mental disorder. Telemedicine visits for substance use disorder visits had a primary diagnosis of substance use disorder. For point estimates and tests of within- and between-group changes over time, see the online appendix.