

Online Appendix

Figure A: Conceptual Approach for Prioritizing Research and Action to Prevent Suicide

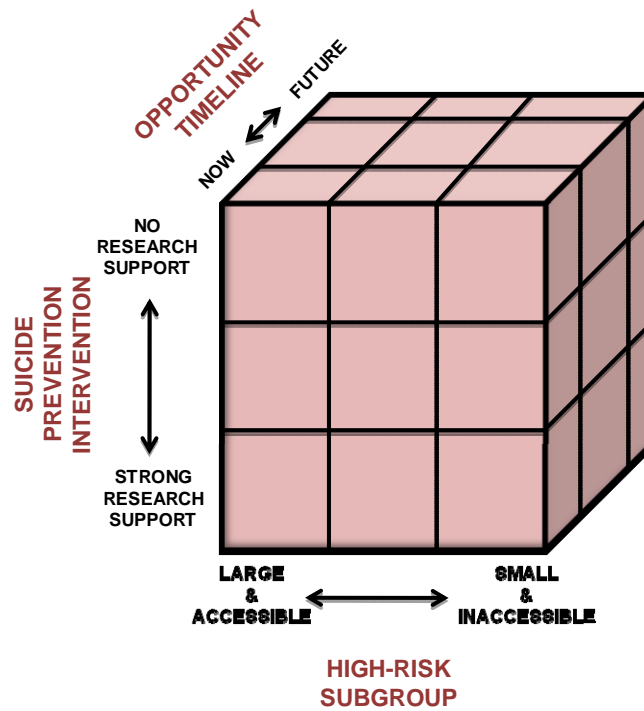
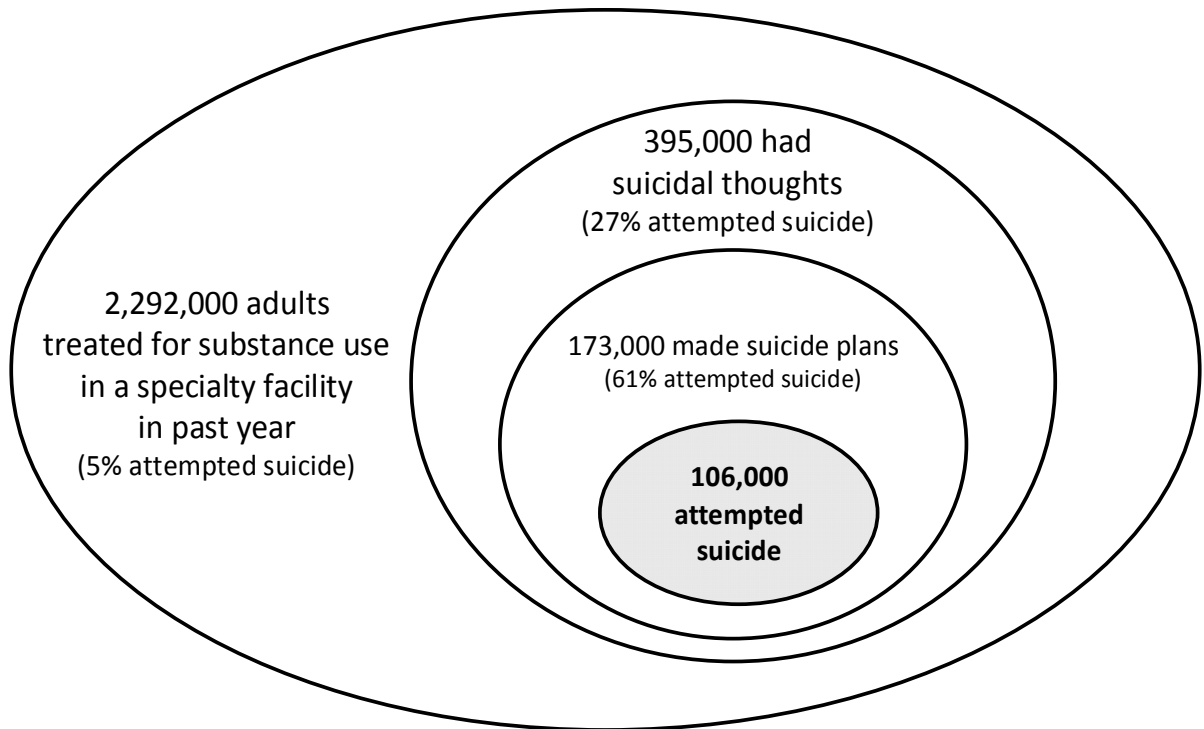
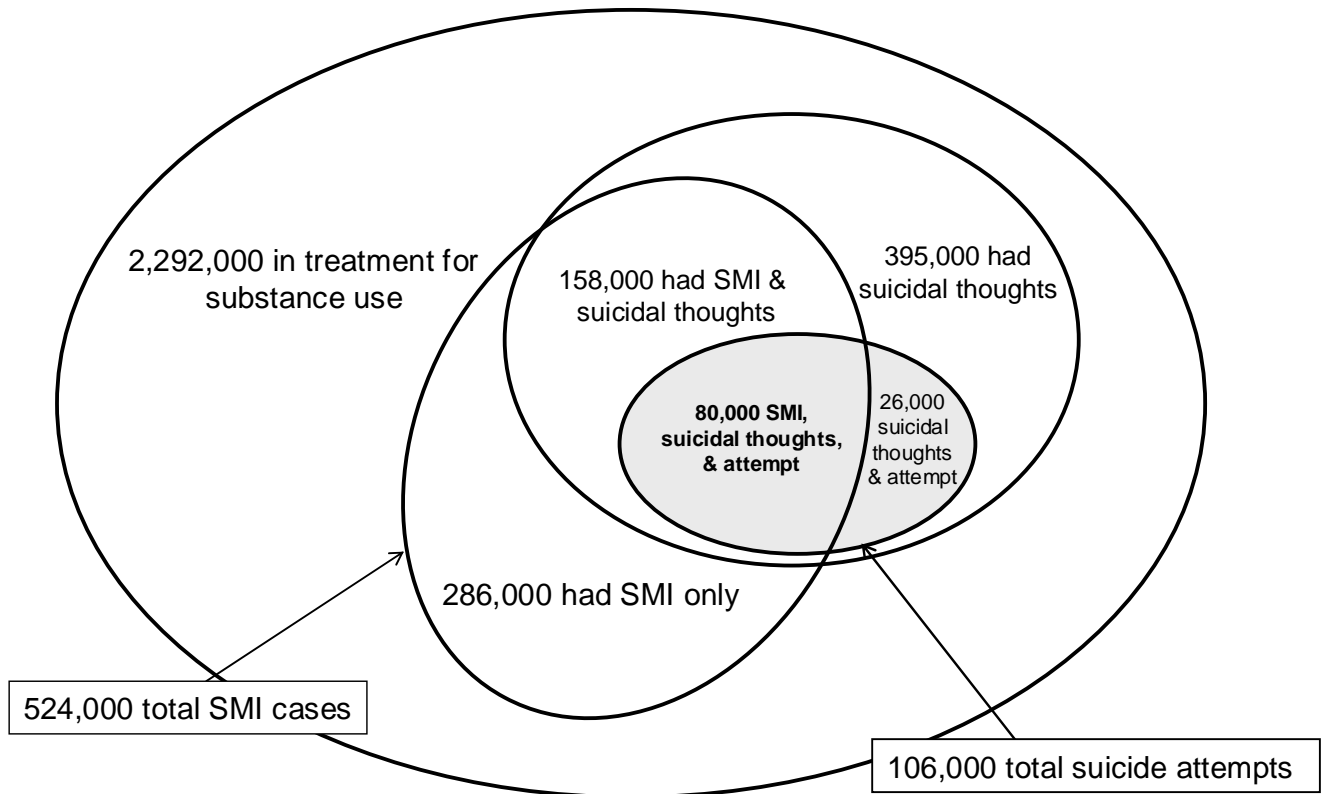


Figure B: Substance Use Treatment Facility as Intervention Platform



Data Source:
SAMHSA 2008-2009 NSDUH

Figure C: Suicidal Thoughts and Serious Mental Illness as Targeting Factors



Data Source:
SAMHSA 2008-2009 NSDUH

Table 1
Estimated Number of Suicide Deaths Averted
with CBT Follow-up Care in Emergency Departments

<u>NSDUH Data</u>	
# Adults treated in an emergency department for any reason in the past year	16,816,000
# Reporting suicide attempt in past year = 686,000	686,000
<u>Application of Brown et al findings to estimate suicide reattempt</u>	
Group A: # Reattempts expected within 18 months after usual follow-up care (.416 x 686,000)	285,376
Group B: # Reattempts expected within 18 months after CBT follow-up care (.241 x 686,000)	165,326
<u>Application of Owens et al & Brown et al findings to estimate suicide deaths</u>	
Group A: # Deaths expected within 12 months after reattempt (.01 x 285,376) (.02 x 285,376)	2,854 - 5,708
Group B: # Deaths expected within 12 months after reattempt (.01 x 165,326) (.02 x 165,326)	1,653 - 3,307
<u>Range of potential # of suicide deaths averted through CBT follow-up care in emergency departments (1-2%)</u>	
(2,854 - 1,653 = 1,201) (5,708 - 3,307 = 2,401)	1,201- 2,401